

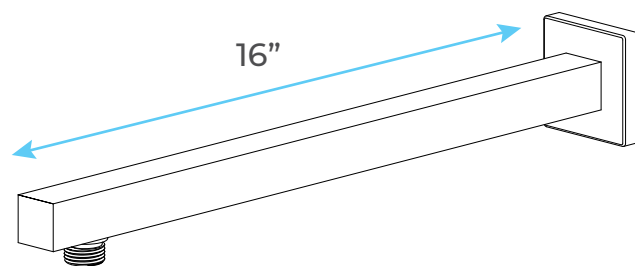
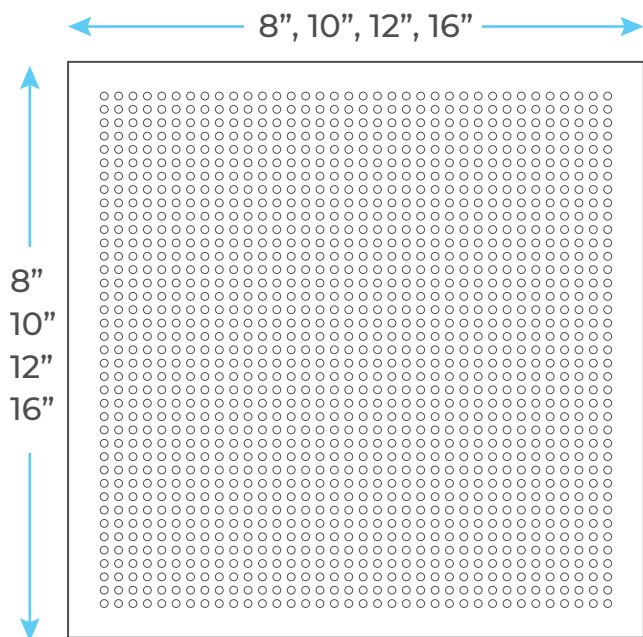
FONTANA LIMA ULTRA THIN RAIN SHOWER HEAD WITH BUILT IN THERMOSTATIC MIXER AND HAND HELD SHOWER SET SPECS



Specifications

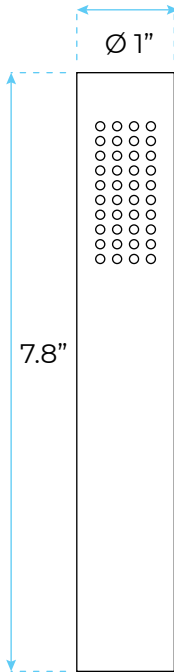
- STYLE: CONTEMPORARY
- NUMBER OF HANDLES: DUAL HANDLE
- TYPE: FIXED ROTATABLE TYPE
- SURFACE FINISH: CHROME

Shower Head Size:



Flow Rate
2.5 GPM / 9.5 LPM (rain Shower);

Hand Shower Size:



The minimum required water pressure is 0.05 MPa (0.5 bar).
Flow rate 2.5 GPM (9.5 LPM).

Mixer Connection:

- Hot water
- Cold water

